


Hello My Name is

.....

I am in Class

.....





Before, After, Between numbers

Ques-1 Write the number that come just before the given numbers ?

7

14

6

20

4

9

13

10

Ques-2 Write the numbers that come just after given numbers?

2

15

17

3

7

13

19

14

Ques-3 Write the numbers that come between the given?

6

8

10

12

1

3

5

7

3

5

4

6

8

9

13

15

Count and write

Ques-1 Count the object and write their names and number name?

a)



--	--

b)



--	--

b)



--	--


d)



--	--

Missing Numbers

Ques-1 Write the missing number?



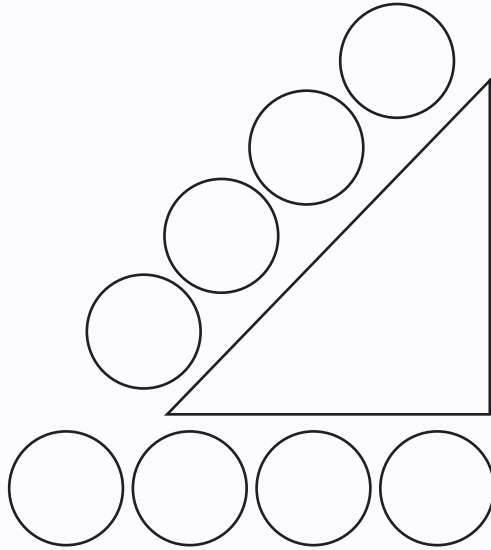
Ques-2 Fill in the missing numbers?

51		53		55
		58		
	62		64	
66			69	
	72			
				80

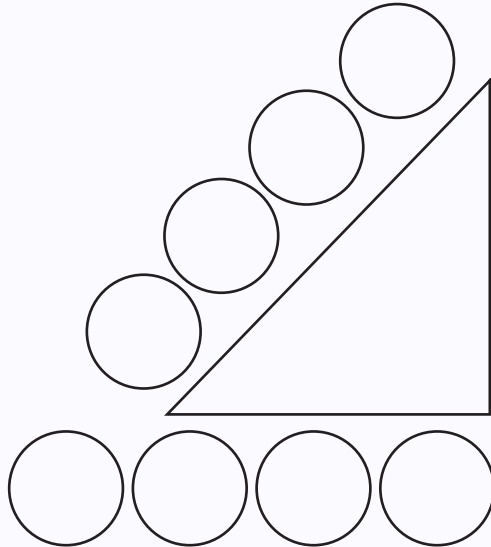
Ascending order

Ques-1 Write the given numbers ascending order in 2 pattern?

a) 4,25,14,5



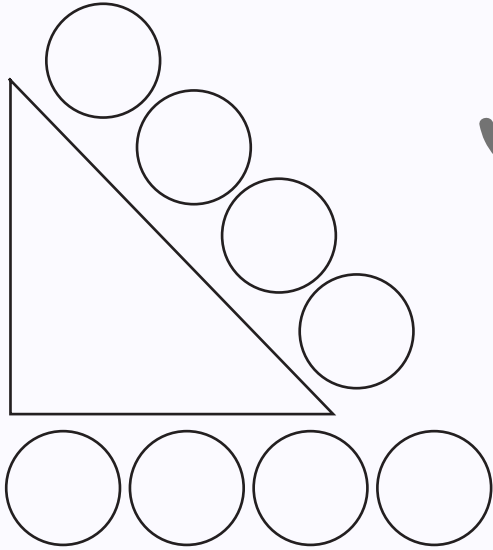
b) 2,7,4,30



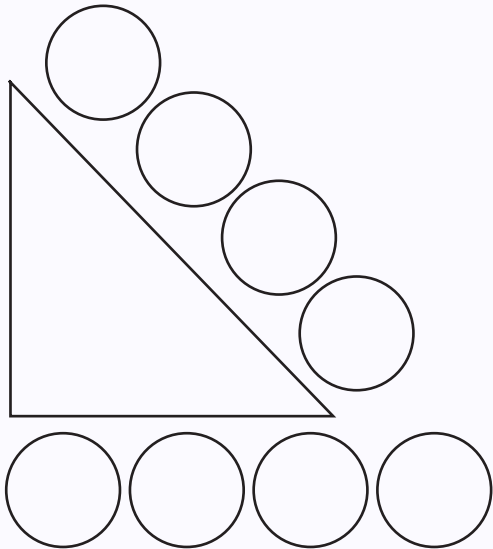
Descending order

Ques-2 Write the given numbers in descending order in 2 pattern?

a) 4,5,2,7





b) 5,7,4,3





Addition/Subtraction


Ques-1 Add the following?



$$\begin{array}{r} 34 \\ + 7 \\ \hline \end{array}$$


$$\begin{array}{r} 56 \\ + 34 \\ \hline \end{array}$$

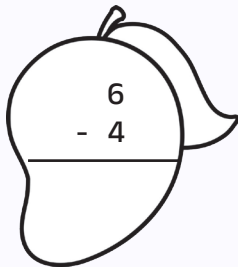

$$\begin{array}{r} 88 \\ + 35 \\ \hline \end{array}$$



$$\begin{array}{r} 43 \\ + 50 \\ \hline \end{array}$$



$$\begin{array}{r} 67 \\ + 35 \\ \hline \end{array}$$



$$\begin{array}{r} 56 \\ + 67 \\ \hline \end{array}$$


Ques-2 Subtract the following?

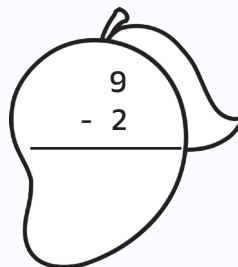

$$\begin{array}{r} 6 \\ - 4 \\ \hline \end{array}$$


$$\begin{array}{r} 4 \\ - 2 \\ \hline \end{array}$$


$$\begin{array}{r} 9 \\ - 6 \\ \hline \end{array}$$


$$\begin{array}{r} 27 \\ - 15 \\ \hline \end{array}$$


$$\begin{array}{r} 8 \\ - 4 \\ \hline \end{array}$$


$$\begin{array}{r} 9 \\ - 2 \\ \hline \end{array}$$


Solve the story sum.

Ques-1 There were 65 leaves already lying on the ground and 21 more fell down . Now how many leaves are there lying on the ground?



+


Ques-2 39 kites were flying in the sky.15 of them were destroyed by wind .How many kites are still flying?



-

हिन्दी

ज न य ड ल
ड झ अं क आ स २



परिचय

खाली स्थानों को भरकर अपना परिचय पूरा कीजिए।

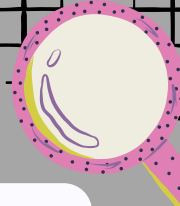

1. मेरा नाम _____ है।

2. मेरे पिताजी _____ हैं।

3. मेरी माताजी _____ हैं।

4. मेरे घर में _____ सदस्य हैं।


5. हम _____ में रहते हैं।



जोड़ कर शब्द पूरे करो







बिना मात्रा वाले शब्द

प्रश्न- 4 अक्षर वाले रिक्त स्थान भरें।



बर _____



अद _____



शर _____



कस _____



गर _____



थर _____



टम _____



अच _____



अज _____



शल _____



गप _____



तर _____

बिना मात्रा वाले शब्द

प्रश्न- दो अक्षर वाले रिक्त स्थान भरें।



___ ल



___ जा



___ ज



___ धा



___ ल



___ ला



___ स



___ य



___ ता



___ ता



___ ल



___ व



___ घ



___ र



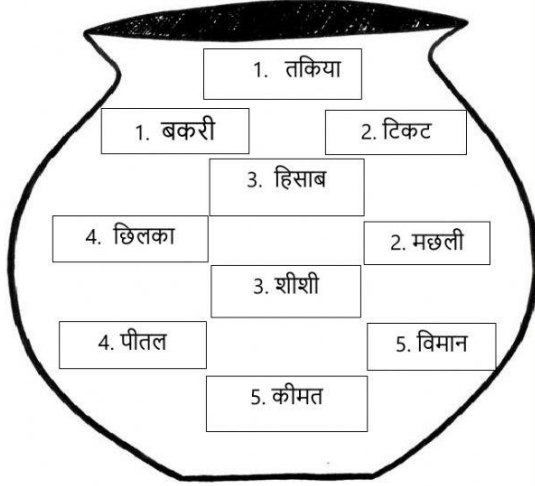
___ न



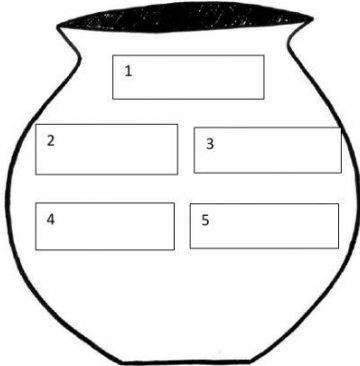
___ दी

कुछ खेलें

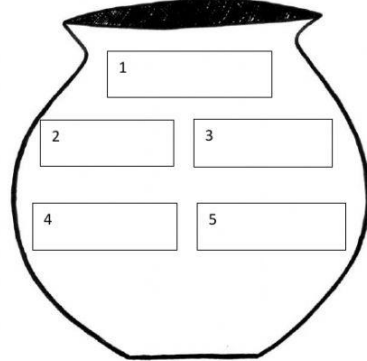
मटके में रखे 'इ' और 'ई' मात्रा वाले शब्द मिलजुल गए हैं। उनमें से इ और ई मात्रा वाले शब्दों को छाँटकर अलग अलग मटके में रखें।



ि इ



ी ई



चित्र पहचानो

चित्रों को देखे और सही शब्दों को उससे जोड़े।



कौवा



चौकीदार



हथौड़ा



पौधा



नौका



लौकी




तौलिया

चित्र पहचानो

चित्र देखकर पहला अक्षर लिखे और रंग भरो।







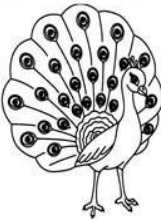














आओ वाक्य लिखें

चित्र देखो और वाक्य पूरा करो। वाक्य पढ़ो।



चख।

—



रख।

—



चख।

—



पर चल।

—

छम छम



—



मत पटक।

—



मत पकड़।

—



मत झपक।

—



मत रख।

—



रख कर चल।

—



एक और अनेक

बच्चों आओ 'ए' की मात्रा लगाकर एक चीज़ से अनेक चीज़ें बनाते हैं।



एक

अनेक

केला



केले

1. बेटा



2. लड़का



3. ताला



4. तारा



5. सारा



6. हमारा



7. मेरा



8. जूता




9. गमला



चित्र देखो

चित्र देखकर खाली स्थान भरें।




कहानी	पेड़	हरियाली	बच्चे	बगीचे
-------	------	---------	-------	-------

1. यह _____ का चित्र है।
2. बगीचे में _____ खेल रहे हैं।
3. दो बच्चे _____ पर बैठे हैं।
4. माँ रीना को _____ सुना रही है।
5. बगीचे में _____ है।



सुलेख





कमल हमारा राष्ट्रीय फूल है।

कमल हमारा राष्ट्रीय फूल है।


कमल हमारा राष्ट्रीय फूल है।

Blank handwriting practice lines for the sentence 'कमल हमारा राष्ट्रीय फूल है।'.





ENGLISH



Introduce Yourself

Answer the following.

Hi, my name is

I am years old.

My birthday is on



I am from .(country)

I live in .(city)

There are people in my family.

They are

My father is a/an



Introduce Yourself

Answer the following.

My mother is a/an

I am a student at

My favorite subject is

My favorite sport is

I want to become a

My hobby is

My favorite food is

My favorite drink is



Articles (A, An, The)

Choose a correct answer from the following option and complete the sentences given below.



1. We can see _____ stars at night.

- (a) a (b) an ✓(c) the

2. I saw _____ eagle sitting on my terrace.

- (a) a (b) an (c) the



3. We will be going to _____ zoo tomorrow.

- (a) a (b) an (c) the



4. My mother gave me _____ five rupee coin to get a pen for myself.

- (a) a (b) an (c) the



5. Gyansi went to _____ school by her school bus.

- (a) a (b) an (c) the



6. _____ aeroplane was flying high in the sky.

- (a) a (b) an (c) the



7. Mom please tell me _____ story of snowwhite.

- (a) a (b) an (c) the



8. Karan has not even read _____ single word since morning.

- (a) a (b) an (c) the



Jumbled Words

Figure out what the word is and write it on the blank.



g t a o



t h a n p l e e



k e y m o n



s e r r a e



k o o b s



b g a




p p l e a



m o n l e



o a r g e n



Compound Words

Write the compound word with two words.

sun + flower =

butter + fly =

rain + coat =

foot + ball =

cup + cake =

dog + house =

fish + bowl =

lunch + box =



Plurals

To make the plurals of nouns ending in

-s, -x, -sh, -ch, -ss or -z add an -es.

Write the plural forms of the given nouns.

Singular

Plural




glass

-



bench

-



potato

-



sandwich

-



box

-



fox

-



dress

-



tomato

-



Action Words

Fill in the blanks with the appropriate action word.

<i>Drinking</i>	<i>Playing</i>	<i>Eating</i>	<i>Cycling</i>
<i>Polishing</i>	<i>Praying</i>	<i>Drawing</i>	<i>Watering</i>

1. Uncle is _____ his shoes.

2. The baby is _____ with blocks.

3. She is _____ milk.

4. Father is _____ the plants.

5. He is _____ his food.

6. The boy is _____ outside.

7. Sid is _____ a picture.







8 She is _____ to God.



Rhyming Words

Objects Around Us: Rhyming Words Match

Circle the words that rhyme with the word in the box.

	fan	tan	pan	mat
	rug	mug	big	hug
	pot	let	lot	cot
	bed	led	fed	pet
	mop	nod	hop	top
	box	fox	mix	Ox

Am/is/are

Fill in the blanks with the Am/is/are.

1. The book _____ written by my favorite author.

2. The students _____ preparing for their exams.

3. The dog _____ very friendly.

4. They _____ coming to visit us next week.

5. The food _____ delicious.

6. I _____ excited for the weekend.

7. The movie _____ starting soon.



Am/is/are

Fill in the blanks with the Am/is/are.

8. The flowers _____ blooming beautifully.

9. She _____ a great dancer.

10. The kids _____ playing video games.

11. The teacher _____ explaining the lesson.

12. The city _____ very noisy.


13. We _____ going to the beach tomorrow.

14. The baby _____ sleeping peacefully.

15. The music _____ soothing.




EVS



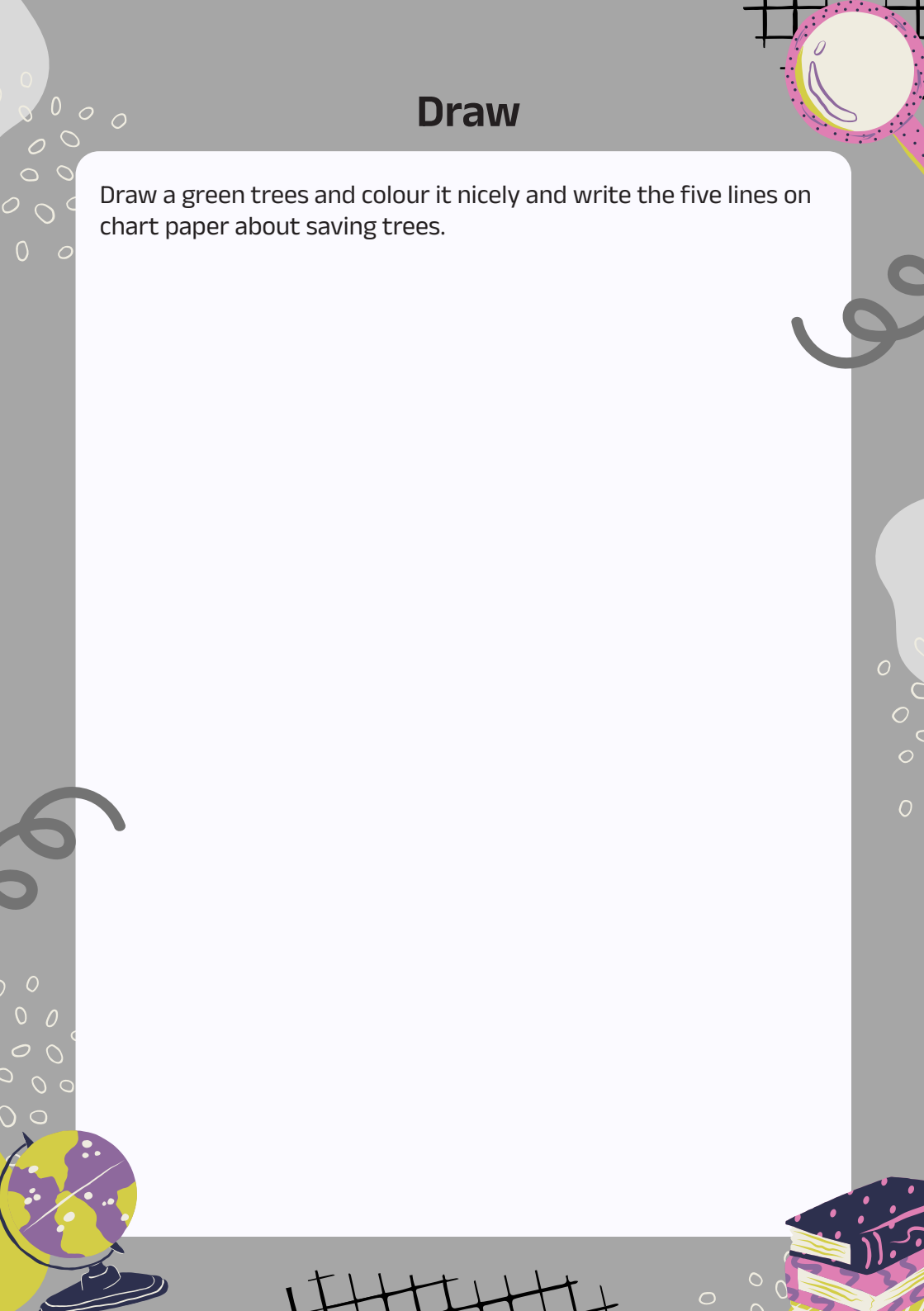
Healthy Foods

Circle the unhealthy foods.




Draw

Draw a green trees and colour it nicely and write the five lines on chart paper about saving trees.



Body Parts

Fill in the boxes using the words given below.



stomach	head	hand	leg
eye	ear	chest	arm
foot	neck	mouth	nose

Identify the festivals with the clues .

1- It is also called the festivals of lights

2- This festivals celebrates the bond between

brothers and sisters

3- Christmas trees are decorated on this festival.

4- People burn dummies of Raavan on this festival.

